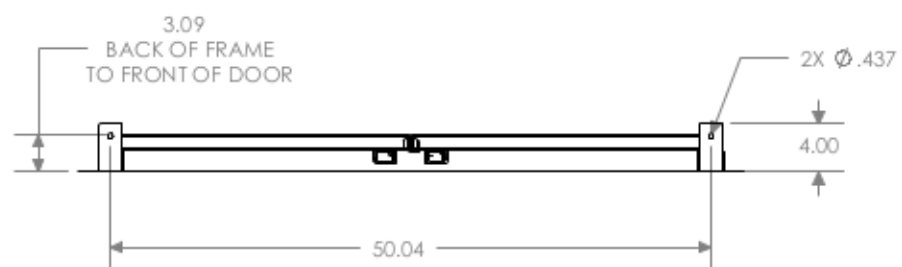
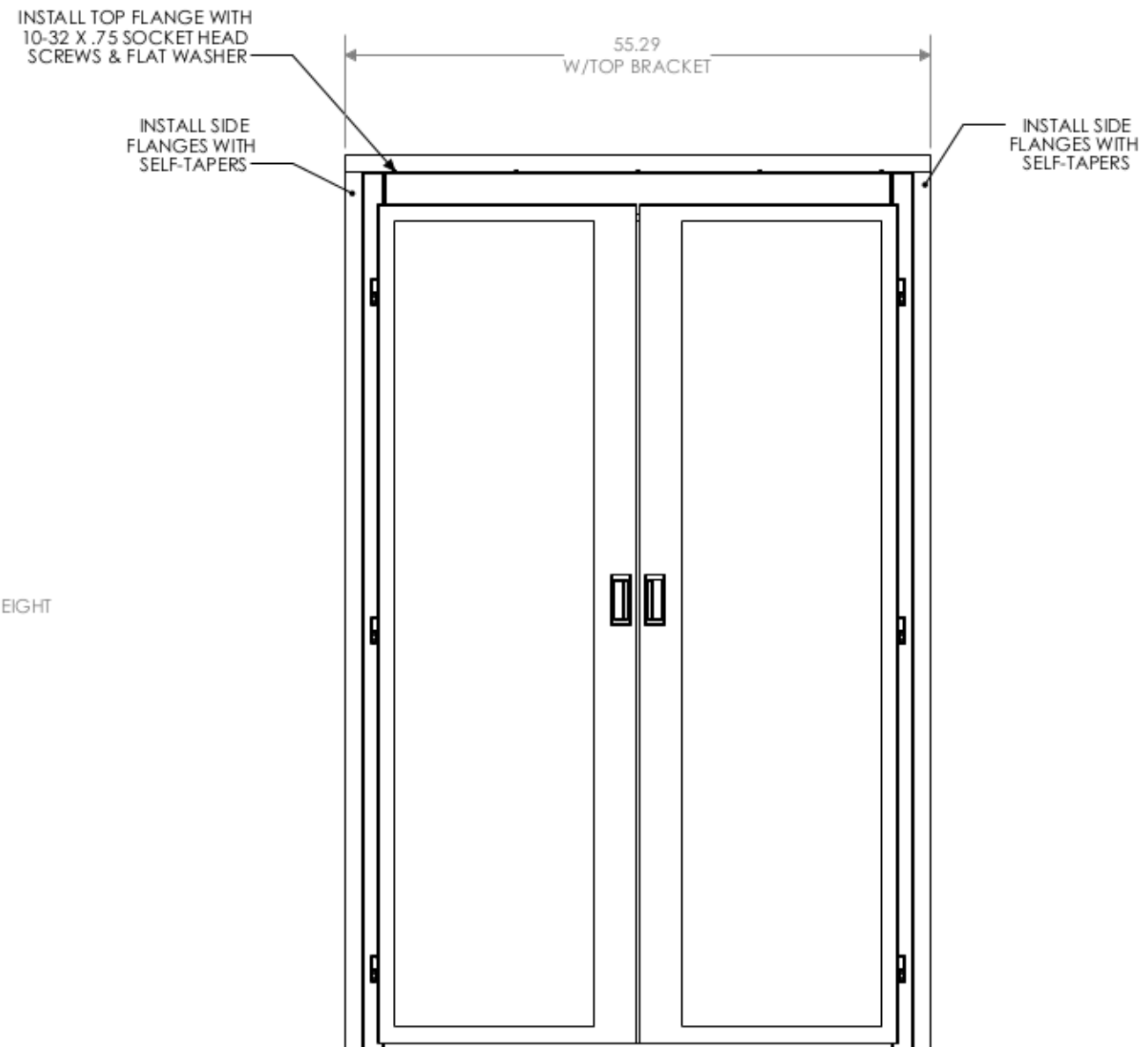
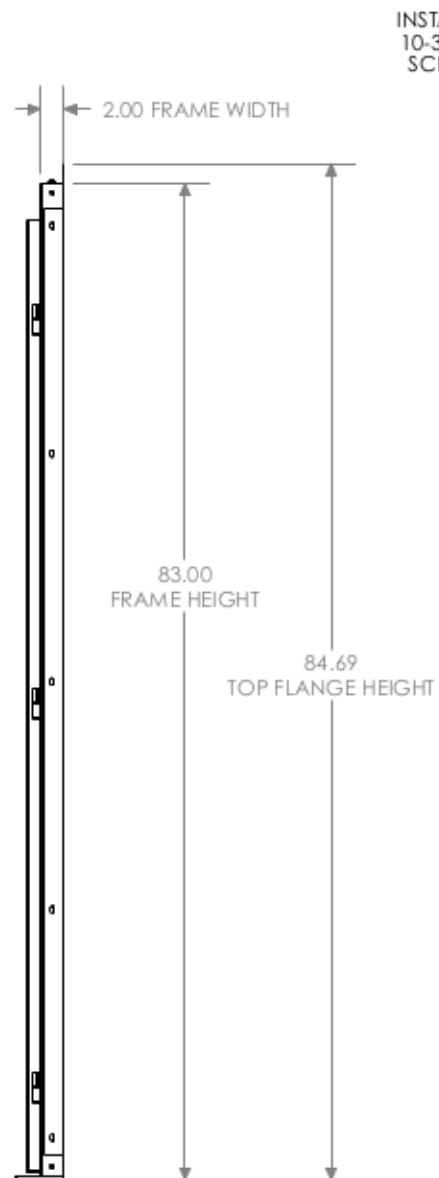


REVISIONS			
REV.	DESCRIPTION	DATE	APPROVED
01	INITIAL RELEASE	08/16/2012	JAMES W. ELLIS



ALL GEOMETRY COMES FROM CAD MODELS

THIRD ANGLE
PROJECTION



PROPRIETARY AND CONFIDENTIAL

UNLESS OTHERWISE SPECIFIED
DIMENSIONS ARE IN INCHES
TOLERANCES ARE:

FRACTIONS	DECIMALS	ANGLES
+	XX+ .02	+ .1
	XXX+.005	

MATERIAL SEE BOM

FINISH SEE BOM

DO NOT SCALE DRAWING

CAD GENERATED DRAWING,
DO NOT MANUALLY UPDATE

APPROVALS	DATE
DRAWN JAMES W. ELLIS	08/16/2012
CHECKED JAMES W. ELLIS	08/16/2012
RESP ENG	
MFG ENG	
QUAL ENG	

POLARGY

48" SWING DOOR
(POLARGY)

SIZE B	DWG. NO. 710-0082-01	REV. 01
SCALE	CAD FILE	SHEET 1 OF 1